

FOLLOW-UP LESSONS

WRITER

Anna Dominique L. Gonzaga

ILLUSTRATIONS

Mariela B. Moreno

All Scripture quotations, unless otherwise stated, are from *The Holy Bible, New International Version*®, NIV®. Copyright © 1973, 1978, 1984, 2011 by Biblica, Inc.™ Used by permission. All rights reserved worldwide.

Other Scripture versions used:

Good News Bible (GNB), copyright © 1966, 1971, 1976, 1992 by American Bible Society. Used with permission.

The Holy Bible, New International Reader's Version®. NIV®. Copyright © 1995, 1996, 1998, 2014 by Biblica, Inc.®. Used by permission. All rights reserved worldwide.

New King James Version® (NKJV), copyright © 1982 by Thomas Nelson. Used by permission. All rights reserved.

© 2019 CHURCH STRENGTHENING MINISTRY, INC. All rights reserved.

Churches are permitted to make multiple copies for use in their Sunday school/children's ministry.



Greetings!

Congratulations on completing five days of intense training at *VBS Shield Squad: Secure in God's Protection*. We are proud of how far you've come, but all the more, we are proud that you and your kids have become full-fledged Heroes—ready to face life's disasters and trials. We are also sure that you are now under the watch and guidance of the greatest Hero of all time—Jesus Christ! So, congratulations on that, too!

VBS Shield Squad was intense, wasn't it? But we hope you learned a lot and are ready to take the necessary actions when disasters come knocking at your doors.

This time, we are going to target your Heroes' hearts, virtues, and qualities. Still keeping up with the superhero theme, here are eight lessons that you can teach your Heroes in the weeks following *VBS Shield Squad*. These lessons will further equip your Heroes in their newfound faith. They will tackle the different virtues and qualities a Hero must have while simultaneously teaching basic Bible truths about salvation, the Bible, the importance of reading God's Word, spending time in fellowship with other believers, the Church, offerings, and sharing our faith with other people.

We are with you in this lifelong battle against all the bad forces in this dark world that we live in. We hope that you make good use of these lessons and we pray that they would further help you and your kids as you go through life's disasters and trials with Christ.

May you continue to shine as Christ's Heroes!



LESSON 1

I'VE BEEN A REALLY BAD KID. CAN I REALLY BE FORGIVEN? (ASSURANCE OF SALVATION)



BIBLE TEXT:

Acts 9 (Paul Becomes a Believer)



MEMORY VERSE:

If we confess our sins, He is faithful and just to forgive us our sins and to cleanse us from all unrighteousness.

1 John 1:9 NKJV



MAIN POINT:

No matter how bad we've been, God forgives us if we come to Him in repentance and faith.



HERO CHARACTERISTIC HIGHLIGHT:
Humility



LESSON OBJECTIVES:

In this lesson, the Heroes will

1. tell how Paul came to repent of his sins and believe in the Lord Jesus Christ;
2. tell why humility is needed for repentance;
3. express thanksgiving to God for His forgiveness and love.

WELCOME AND INTRODUCTION

Welcome the kids from VBS to Sunday school. Explain to them why it is called "Sunday school." Tell them, **Welcome to Sunday school! This is very much like the Shield Squad Headquarters, but we meet only on Sundays! This is the place where we can all learn more about the greatest Hero of all time—Jesus Christ! And we learn everything from this ancient Manual, which is the Bible. It is God's Word.**

Introduce yourself. Tell them your name, where you live, where you work (or study), and what you like to do (hobbies). Then, ask each child to introduce himself/herself, following the pattern you used. You may also prepare small treats or tokens as welcome gifts. To help newcomers settle in, you may ask regular Sunday schoolers to get their share and help you distribute the rest to the newcomers.



WARM UP (Game)

Finding Ananias

PREPARATIONS:

- ➔ Handkerchiefs, one for each player
- ➔ Small rocks assembled into a simple maze leading towards the leaders

Divide the class into two teams. Tell each team to pick one leader, preferably one who is good at giving directions. Have their leaders sit on the other side of the game center, across the maze that you and your Deputies had made. The objective of the game is that all of the players should be able to cross the maze without touching the rocks while they are blindfolded. The first team who crosses the maze wins.

After the game, connect it to the Bible story. Ask them, **Does anybody know who Ananias is? Ananias is a person from the Bible, and**

Safety Tip

Assign Deputies across the game center to watch over the players who are crossing the maze. Also, if there are kids who do not want to play, do not force them to.



he is known to be a follower of Jesus Christ. The main character in our Bible story waited for Ananias when God told him to and in a while, we will know why!




PREPARATIONS:

- Bible
- Teaching Picture (Download from our website, print out, and color.)

After the death and resurrection of Jesus, His disciples were scattered among different nations and they all continued to share the Good News about Jesus Christ. Many people received Christ, but there were also people who rejected Him.

One of the people who openly rejected Him was a man named Saul. He was a Pharisee. Pharisees are a group of Jews who carefully followed God's laws and their man-made rules about God's law; they are also the ones who were responsible for putting Jesus on the cross. Well, you could say that, in a way, they were villains.

Saul was an educated Jewish leader. He persecuted a lot of people who believed in Jesus. He took pleasure in giving threats and murdering anyone who openly believed in Christ. One day, Saul went to the high priest, asking for letters to the synagogues in Damascus and threatening that if he found anyone who believed in Jesus, men or women, he would arrest them and bring them to Jerusalem.



(Show the Teaching Picture.) Saul went on his way and as he was approaching Damascus, a light from heaven shone around him. He fell to the ground and he heard a voice asking him, "Saul, Saul, why are you persecuting Me?"

Then Saul answered, "Who are you, Lord?" And then the voice answered, "I am Jesus, whom you are persecuting. But get up and enter the city, where you will be told what you must do."

The men who were with Saul stopped and did not say a word; they heard the voice of Jesus, but they couldn't see anyone. When Saul got up and opened his eyes, he could not see anything! He became blind. So, they took him by the hand and led him into Damascus.

His blindness lasted for three days. He did not eat or drink anything.

In Damascus, there was a disciple named Ananias and he had a vision. In his vision, the Lord Jesus called him, "Ananias!" To which he answered, "Here I am, Lord."

Then the Lord said to him, "Get up and go to Straight Street. In the house of Judas, you will see a man named Saul. He is praying, and in a vision, he has seen a man named Ananias come in and place his hands on him so that he might see again."

But Ananias answered the Lord, "Lord, many people have told me about this man! He's done terrible things to all Your people in Jerusalem. And he has come to Damascus with authority from the high priests to arrest all those who worship You!"

Then the Lord said to Ananias, "Go, because I have chosen him to serve Me—to make My name known to all the Gentiles and kings and to the people of Israel."



FOLLOW-UP LESSONS

So, Ananias obeyed the Lord and entered the house where Saul was. He placed his hands on him and said, “Saul, the Lord has sent me—Jesus Himself, who appeared to you on the road while you were coming here. He sent me so that you might see again and be filled with the Holy Spirit.”

Pause and explain to them who the Holy Spirit is. Explain that before Jesus ascended to heaven, He promised that He would be sending Someone who would be their helper—Someone who would empower them to be witnesses of the Good News. The Holy Spirit is God. He is the third Person of the Trinity. When we receive Jesus, we receive the Holy Spirit. The Holy Spirit is the One who guides and empowers us to do what is right.

Instantly, something like fish scales fell from Saul’s eyes, and he was able to see again. He got up and got baptized. After he ate, he regained his strength. Then, instead of persecuting Christians, he began to preach about Jesus Christ being the Messiah—the Promised Savior!

Saul was once a persecutor of Christians, but after having an encounter with the Lord Jesus Christ, he was forever changed. His name changed, too. After everything, he was called **Paul**. He proclaimed the Good News of Jesus Christ everywhere he went!

HERO CHARACTERISTIC HIGHLIGHT: Humility

Saul did a lot of terrible things before he personally met Christ on the road to Damascus. He threatened and murdered those who believed in Jesus. But the moment he had a personal encounter with Christ, his life completely changed.

For Paul to be able to say that he was wrong all along, it sure did take a whole lot of humility. Saul knew his sins, and he did not deny them. A proud person will not admit their sins and they will refuse God’s help. On the other hand, a humble person will confess their sins and humbly ask God to wash them away.

Heroes are not and should not be proud people. This is what *humility* is about, and it is one of the reasons why Saul—whose name was later on changed to Paul—is a true-blue Hero.

Reflection:

Do you think you are a proud person? How can you practice being humble?



WIND UP (Review)

- 1. Why was Paul headed to Damascus?** (He was going to tell the synagogues in Damascus that if he finds anyone who believed in Jesus, he would arrest them and bring them to Jerusalem.)
- 2. Whose voice did he hear on the road to Damascus? What did the voice say?** (Saul heard the voice of Jesus as a bright light from heaven shone around him. The voice asked him, “Saul, Saul, why are you persecuting Me?”)
- 3. What happened to Saul after that encounter with Jesus and what did Jesus tell him to do?** (He became blind for three days. Jesus instructed him to enter the city, and only then would he know what to do.)
- 4. Why did Ananias hesitate when the Lord ordered him to meet Saul? Did he obey the Lord’s instructions?** (Ananias knew the terrible things Saul did to the believers in Jerusalem, but he still obeyed the Lord’s instructions for him to go to Paul and place his hands on him so that he may see again.)
- 5. Have you asked God to forgive you for your sins? Do you believe that He has forgiven you just as He had forgiven Saul?**



FOLLOW-UP LESSONS



WORK UP

(Life Response)

Earlier, we learned that Saul did terrible things to Christians before he met Jesus Christ. But his sins did not stop the Lord from using him as an instrument to share the Good News to all the world. This goes to show that no matter how bad we've been, God welcomes us and forgives us *if and only if* we are willing to make that U-turn in our lives—to repent and to turn away from our sins.



Tell the students, To repent means that you acknowledge the bad things you have committed and that you are sorry for doing them. It means that, just like Saul, you will turn away from sin and you are going to focus on doing what pleases God and what He tells you to do. In Saul's case, he was told to preach the Good News. God calls us to do the same as well. But before we can share Him to other people, we have to understand what He did for us.

Does anybody know here what "sin" means? Wait for their responses. Sin is anything we do, say, or think that does not make God happy. It separates us from God; it is what separated Saul from God. And just like Saul, we are also sinners. The Bible tells us that the wages of sin is death (Romans 6:23). It means that we deserve to die. But because of God's great love for us, He sent His Son Jesus Christ to die on the cross for our sins. He promises us that if we accept Jesus as the Lord and Savior of our lives, He will cleanse us from our sins and give us everlasting life (John 3:16). Do you want that?

When Saul repented and accepted the Lord Jesus Christ, he became a part of God's family. Like we've discussed earlier, God used him mightily as a bearer of the Good News! So, have you put your faith in Jesus Christ yet? Do you want to do mighty things for Him?

Mentors, if you have students who have not accepted Jesus Christ yet, but are willing to do so now, lead them in a prayer of salvation.

OPTIONAL CRAFT: Origami Blinking Eye Craft



MATERIALS:

- White bond paper (precut into a square)
- Black marker or crayon

Refer to pages 36-37 for step-by-step instructions.



FOLLOW-UP LESSONS

Say, **May our origami blinking eye crafts remind us of how Paul's life changed when he encountered Jesus and how he dedicated his life to spreading the Good News!**

Adapted from <https://www.origamiway.com/origami-blinking-eye.shtml>



WRAP UP

(Closing)

If we confess our sins, He is faithful and just to forgive us our sins and to cleanse us from all unrighteousness.
1 John 1:9 NKJV

Have students memorize this verse. Then close in prayer. Invite them to come back next Sunday!



LESSON 2

DOES GOD REALLY HEAR MY PRAYERS? (HOW TO PRAY)



BIBLE TEXT:

Exodus 2:23-3:1; 4:29-31
(God Hears the Prayers of
His People)



MEMORY VERSE:

*The righteous call to the
LORD, and he listens; he
rescues them from all their
troubles. Psalm 34:17 GNB*



MAIN POINT:

Prayer is our connection to
God. He hears us when we
call to Him.



**HERO
CHARACTERISTIC
HIGHLIGHT:**
Faith



LESSON OBJECTIVES:

In this lesson, the Heroes
will

1. tell how God answered
the cry of the Israelites;
2. express faith that God
will hear and answer their
prayers;
3. pray aloud to God in
Jesus' name.



WARM UP (Game)


Candy Toss

PREPARATIONS:

- Candies that are still wrapped, like Mentos or Maxx (one for each player)

Divide the class into two equal groups. Have the players stand in two lines, ten feet apart and facing each other. Tell the players that the player who is standing in front of them is their partner. Give each player from the first group a piece of candy. Tell them that they are to throw their candies to their partners who, in turn, should try to catch them. When their partner catches the candy, they will move one step closer towards each other. The objective of the game is for everybody to get closer to each other in just a matter of tries (depending on how many the Mentor decides on).

After the game, give everybody a piece of candy as a treat. Tell them, **Who among you were able to get close to your partner in the given number of tries? Wait for their responses. Now, who among you weren't able to? Did you have a hard time doing it? Sometimes, this is how we are in our relationship with God. We feel that God is too far away and that He can't hear our prayers. Today, we will learn that God isn't far away and that He cares for us. So, let us all listen well.**



WISE UP (Bible Discovery Time)

PREPARATIONS:

- Bible
→ Teaching Picture (Download from our website, print out, and color.)



For a very, very long time, the Israelites—God’s chosen people—lived as slaves to the Egyptians. During this time, the Egyptians made them work very hard and treated them harshly—making them work under the heat of the sun and not giving them enough time to rest. The Israelites could do nothing, but follow their Egyptian masters.


But despite all this, they did not stop believing in God. They had faith in Him and they knew that God could hear and answer their prayers. Day and night, they prayed to be rescued from their slavery. They groaned and cried to God for help. True enough, their cries went up to heaven, and He heard them. When God saw their condition, He had pity on them.

During that time, there was an Israelite man named Moses. He was living in Midian—a desert country next to Egypt. He was actually in hiding. He used to live in Egypt, too. In fact, Moses was the adopted son of the Egyptian princess. He got in trouble when he tried to defend his people from the cruelty of the Egyptian masters. This is the reason why he was hiding in Midian.

One day, as Moses was leading his flock of sheep and goats in the desert, he arrived at the mountain called Sinai, and he saw a burning bush. He saw that the bush was on fire, but strangely, he noticed that it was not burning up! When Moses tried to take a closer look at the bush, he heard God’s voice.

“Moses! Moses!” God called out.

Then Moses answered Him, “Here I am.”



(Show the Teaching Picture.) God told Moses not to come any closer and to take his sandals off for he was standing on holy ground. Then He told Moses, “I am the God of your father and your ancestors.” When he heard this, he turned his face away for he was too afraid to look at God.

“My people are suffering,” God said. “I have heard their cries and I have come down to save them. Thus, you are to go back to Egypt and you are to lead them to the land that I promised to give Abraham. Now, I am sending you to the king of Egypt so that you can lead My people out of this country.”

Moses followed God’s instructions and gathered all the leaders of the Israelites together. He told them what God had told him to say—that he was sent by God to rescue them and to bring them out of Egypt. He told them that God had heard their cries and knew very well about their sufferings. When the Israelites heard this, they bowed down and worshiped God.

HERO CHARACTERISTIC HIGHLIGHT: Faith

The Israelites surely had a difficult time while they were enslaved by the Egyptians. They were beaten and made to work with very little rest. But instead of complaining to their masters, they turned to God and cried to Him for help. This was truly an act of faith!

To have faith in God means that you trust and believe in Him even if you can’t see Him. The Israelites could have just given up, but they continued to have faith in God, even if they did not know how God would save them. Little did they know that God was also calling Moses to lead them!

Sometimes in life, we will be in difficult situations—such as, when we have a difficult exam in school, when our friends pick fights with us, or when our parents quarrel with each other—and we will feel like no one is there to help us and that we are alone. But even so, God is with us and He is still at work in our lives. He is present in good times and bad times. In return, as His children and just like the Israelites who cried out to Him, we need to put our faith in Him and believe in our hearts that He hears us and He cares for us.



Bible Language

A slave is a person who is forced to work for someone without pay.

Reflection:

Do you believe that God hears you when you call Him? Do you believe that He is capable of answering your prayers? Has God ever answered any of your prayers?



WIND UP

(Review)

1. **Why did the Israelites cry to God for help?** (Because they were treated harshly by their Egyptian masters)
2. **How did God feel when He saw the condition of His people?** (He had pity on His people.)
3. **Whom did God use to rescue the Israelites?** (Moses)
4. **When the Israelites learned that God had come down and had seen their condition, what did they do?** (They bowed down and started worshipping Him.)
5. **Do you think God answers prayers? Has He answered any of your prayers?**



WORK UP

(Life Response)

Last week, we learned about what sin and repentance is. We also learned that because of Christ's sacrifice on the cross, we are able to have a relationship with God. And because we accepted Jesus as the Lord and Savior of our lives, we instantly became a part of His family. Now, can anybody tell me who the head of the family is? Wait for them to respond. **Yes, the father is the head of the family. So, what does the father exactly do?** Invite them to share what they think. **A father provides for the needs of his family. He protects, he guides, and most of all, he listens. God is the head of His family, and He is a very good Father! He provides for us, protects us, guides us, and listens to us.**

You may ask: **But how can we run and talk to God when we can't see Him? That's what prayer is for. Prayer is what connects us to God. It is the time when we can share everything to Him—our hopes, our dreams, and even our fears. And now that we're part of His family, we can talk to Him anytime we want!**

In Matthew 6, Jesus also explained some things about prayer. He said that when we pray, we are to give honor to God's name. How do we do that? **We can do this by thanking and praising God for everything we have. He also said that when we pray, we can ask Him for the things we need—like food and protection—just like what the Israelites asked of Him in our Bible story! And most importantly, Jesus also taught that when we pray, we should also ask God for the forgiveness of our sins.**

Today, we will be practicing how to pray to our Father in heaven. Gather the students in a circle. Pray a simple prayer as an example, then encourage them to pray aloud as well.



OPTIONAL CRAFT: Paper Cup Telephone

MATERIALS:

- Paper cups (two for each student)
- Pushpin (to pinch a hole at the bottom of the paper cup)
- Colored markers
- Yarn
- Optional: beads



1. Write today's memory verse on the paper cups. On the first paper cup, write: "The righteous call to the LORD..." and on the other paper cup, write: "and he listens; he rescues them from all their troubles. Psalm 34:17 GNB"
2. Decorate the paper cups.
3. Take the yarn and thread it inside the pinched hole. Tie a knot from the inside and make sure it is secure. Do the same for the other paper cup. You can also use beads to make the knot more secure.
4. Try using the Paper Cup Telephone by getting another person to hold one paper cup to his/her ear while you speak on the other paper cup.

Say, **May our paper cup telephones remind us that when we call out to God, He hears our prayers!**



WRAP UP (Closing)

The righteous call to the LORD, and he listens; he rescues them from all their troubles.
Psalm 34:17 GNB

Have students memorize this verse. Then close in prayer. Invite them to come back next Sunday!



LESSON 3

WHAT DO I DO WITH THE BIBLE? (HOW TO USE THE BIBLE)



BIBLE TEXT:

2 Kings 22:1-13; 23:1-3 (King Josiah and the Lost Book)



MEMORY VERSE:

All your words are true. All your laws are right. They last forever. Psalm 119:160 NIV



MAIN POINT:

The Bible is God's Word. He wants us to read and obey what is written in it.



HERO CHARACTERISTIC HIGHLIGHT:
Truthfulness



LESSON OBJECTIVES:

In this lesson, the Heroes will

1. tell what King Josiah did when they found the Book of the Law;
2. agree that the Bible speaks the truth and should be read and obeyed;
3. practice finding specific verses in the Bible.




WARM UP (Game)

Assemble the Books of the Bible

PREPARATIONS:

- Old Testament and New Testament book names written on pieces of paper big enough to be read when taped on a blackboard; create two sets
- Bibles
- Two small envelopes to contain the pieces of paper
- Masking tape
- A clean blackboard or a spacious wall

Divide the class into two groups and give them a Bible each. Give them the envelopes containing the pieces of paper and tell them not to open them until you say so. The objective of the game is to be able to assemble the books of the Bible in order and tape them onto the blackboard or wall. The first group who is able to do so wins a prize.



WISE UP (Bible Discovery Time)

PREPARATIONS:


- Bible
- Teaching Picture (Download from our website, print out, and color.)
- **Special props:** A Bible and a scroll made out of parchment paper and wooden dowels

King Josiah was just eight years old when he became king. He ruled over all Jerusalem for 31 years. And unlike his father and grandfather, King Josiah did what was pleasing to the Lord. He followed the footsteps of the great King David, following and obeying all the laws of the Lord.

During King Josiah's time, they did not have Bibles like the ones we have now. **Raise your Bible.** Instead, they used to have *scrolls*. **Show them the scroll you made and pass it around the class.** Whenever the people received a message from God, they would write them down on scrolls.

However, there came a time when these scrolls got lost. No one knew where they were. And then one day, King Josiah decided to have the Temple repaired. **Ask them if they know what a Temple is.** The Temple is the house of the Lord; it is the place where people go to worship Him. While the Temple was being repaired by the Israelites, the High Priest Hilkiah stumbled upon something important—he found the lost scrolls that contained God's messages! He found the Book of the Law. Immediately, he gave it to the king's secretary, Shaphan. In turn, Shaphan reported the news to King Josiah and read aloud the Book to him.

When King Josiah heard what was written on it, he realized that the people of his time and the people before him—those who were under his father and grandfather's rule—did not obey what the Lord had commanded. They did as they pleased and worshiped statues and other idols. King Josiah tore off his clothes and cried. He was sad and sorry.



(Show the Teaching Picture.) He then called all the leaders in his kingdom. He went up to the Temple and all the people he ruled over joined him, as well as the prophets and priests. All of them went—men and women, young and old, from the most important to the least important! Everybody gathered together as King Josiah read the Book of the Law for everyone to hear. As it was read from its beginning to its end, they all listened.

King Josiah promised to serve and obey the Lord and His commands. He promised to obey them with all his heart and soul. As a result, the people he ruled over committed themselves to this promise, too. Together, they studied and obeyed God's Word.

HERO CHARACTERISTIC HIGHLIGHT: Truthfulness

King Josiah knew that God wanted all of His people to obey what was written in the Lost Book—which we later found out to be God's laws. Immediately, he gathered everyone in his kingdom to listen to him as he read from the scroll. In the end, all of Jerusalem promised to serve and obey the God of Israel again.

See the ripple effect King Josiah started? When he found out the truth about God's laws, he immediately shared it with everybody else. As a result, everybody devoted their lives to God again. But had King Josiah kept the truth and just lived the way he wanted to, his kingdom might have suffered!

Heroes are devoted to the truth. King Josiah is a true-blue Hero because he lived to share God's truth and made it known to his people. His ancestors were very bad people, but instead of following them, King Josiah followed God and dedicated his life to obeying His laws.

Reflection:

Are you a truthful person? How do you respond when someone corrects you, and you know they are telling the truth?



WIND UP

(Review)

1. **What kind of king was Josiah?** (He was a good king who did what was pleasing to the Lord and obeyed His laws.)
2. **Who found the lost scrolls? What did he do after he found it?** (The High Priest Hilkiyah found them as the Temple was being repaired. He immediately gave them to the king's secretary, Shaphan.)
3. **When King Josiah heard what was written in the Book, what did he do?** (He tore his clothes and cried. He promised God that he would serve and obey His commands.)
4. **What did the people do after King Josiah read the Book of the Law to them?** (Just like King Josiah, they committed their lives to serving and obeying the Lord and His commands.)
5. **Do you believe what is written in the Bible—God's Holy Word? Do you think it is important for us to follow it? Why or why not?**



WORK UP

(Life Response)

In today's Bible story, we learned that in King Josiah's time, their Bibles do not look like the ones we have now. Instead, God's messages were written on scrolls. Over the years, reading the Bible has become easier and more accessible, especially now that we can also have the Bible on our tablets and smartphones! But the question is: do you read your Bible? Ask for a raise of hands of those who read their Bibles. It is important for us to read our Bibles because it is where we can find God's promises and instructions.

Today, we will be playing a fun activity so that we can practice finding specific verses in our Bibles. But before that, you must know what makes up the Bible. Raise your Bible for everyone to see. Tell them, **The Bible is made up of 66 books. It is divided into two major parts: the Old Testament and the New Testament. The Old Testament has 39 books, while the New Testament has 27 books. In every book, there are chapters and verses.** Show them that the chapters are the big numbers, while the verses are the smaller ones. **This helps us look for specific stories, promises, and instructions.**

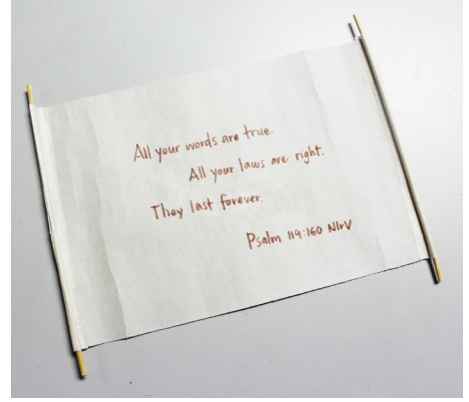
Prepare Bible verses for a Bible Relay activity. Divide the class into two groups. Give each group one Bible. Make sure that the two Bibles that would be used are of the same version. The twist in this Bible Relay activity is that instead of the students just finding a Bible verse, the teacher will pick a word from the Bible verse and the first team who gets to yell the word earns a point. For example, the verse is John 3:16 and the team should look for the sixth word—which is "world."

After the game, tell them, **Did you have a hard time looking for the specific verses in the Bible? That's okay. It takes practice for you to get used to looking for verses. So, make sure that you take the time to read and study your Bible every day!**

OPTIONAL CRAFT: Ancient Scrolls

MATERIALS:

- ➔ Brown construction paper (an alternative could be brown paper bags)
- ➔ Barbecue sticks (two for each student; an alternative could be wooden dowels)
- ➔ Glue gun and glue stick
- ➔ Markers
- ➔ Scissors
- ➔ Brown yarn (or twine)



For younger students, you and your Deputy can prepare scrolls with the sticks already glued. All they have to do is to write the memory verse on it and decorate it the way they want to.

1. Wrap the edge of the paper around the barbecue stick once. Secure it by using the glue gun.
2. Roll and hold it in place until the hot glue dries.
3. At the end of each rolled paper, add a dab of hot glue just to secure it in place.
4. Repeat the first three steps on the other side of the paper.
5. Once you've successfully glued the barbecue sticks on both sides, write today's memory verse on the scroll:
All your words are true. All your laws are right. They last forever. Psalm 119:160 NIV
6. After writing on it, carefully roll the paper inward from both sides. Take a string of brown yarn, and tie the two rolls together.



WRAP UP

(Closing)

All your words are true. All your laws are right. They last forever.
Psalm 119:160 NIV

Have the students memorize this verse. Then close in prayer. Invite them to come back next Sunday!

LESSON 4

WHY DO I HAVE TO MEMORIZE VERSES? (SCRIPTURE MEMORIZATION)



BIBLE TEXT:

Luke 4:1-13 (Jesus Victorious over Temptation)



MEMORY VERSE:

I have hidden your word in my heart that I might not sin against you. Psalm 119:11



MAIN POINT:

God's Word is our weapon against the enemy's attack of temptation.



HERO CHARACTERISTIC HIGHLIGHT:

Moral Courage



LESSON OBJECTIVES:

In this lesson, the Heroes will

1. tell how Jesus overcame temptation;
2. ask Jesus to give them the courage to do what is right when they are tempted to do wrong;
3. recite all the verses they have memorized in VBS week.




WARM UP (Game)

Protect Me

To begin the game, pick two players who will assume the role of Tempted and Temptor. Then, tell the rest of the class to form a straight line with their arms placed on the shoulders of the player in front of them. The player playing Tempted will be standing at the end of the line, while the player playing Temptor will stand in front of the first person in line.

The objective of the game is to protect Tempted as Temptor tries to tag him/her. When Tempted gets tagged, the Mentor will pick new players to assume the roles of Tempted and Temptor. You can play this game three to five times.

After the game, tell them, **In the same way as the Temptor in our game chased Tempted, the Devil seeks different ways to tempt us to sin, to do bad things that will displease God. Our Bible story for today will teach us how we can avoid and flee from temptation. And I'm sure you will be surprised who the Main character for today is...**




WISE UP (Bible Discovery Time)

PREPARATIONS:

- Bible
- Teaching Picture (Download from our website, print out, and color.)

(Show the Teaching Picture.) One day, the Holy Spirit led Jesus to the desert. Jesus spent His time there in praying and fasting. While He was fasting, the Devil kept on tempting Him to



sin against God. After 40 days and nights without food, Jesus was very hungry. So, the Devil came up to Him and said, “If you are God’s Son, order this stone to become bread.” But Jesus answered him, “The Scripture says, ‘Humans cannot live on bread alone, but by every word that comes from God.’”

Then the Devil took Jesus up a high mountain and showed Him all the kingdoms of the world. He told Jesus, “I will give You all this power and wealth. It is all mine anyway, I can give it to anyone I want. I can give it to You... only if You worship me.” And again, Jesus answered him with words straight from the Scriptures, “The Scripture says, ‘Worship the Lord your God and serve Him only!’”

But the Devil was persistent. He took Jesus to the highest point of the Temple in Jerusalem. He said to Jesus, “If you are God’s Son, jump. Don’t the Scriptures say, ‘God will give orders to His angels about You; they will hold you up with their hands so You will not be hurt?’” But Jesus answered him, “It is said: ‘Do not put the Lord your God to the test.’”

Jesus was tempted in every way, but the Devil, despite his persistent tries, did not succeed—not even once! So, after everything, the Devil left, and angels came to take care of Jesus.

Bible Language
Fasting means that you will not eat any food for a period of time. Instead, you will spend this time talking and listening to God.

HERO CHARACTERISTIC HIGHLIGHT: Moral Courage


The dictionary defines *courage* as “the ability to do something that you know is difficult or dangerous.” Courage is never an easy thing, it’s a trait that doesn’t appeal to everyone. Some people, even if they know what is right from wrong, still end up doing what’s wrong because it looks much easier—let’s say, such as when you don’t know the answer to a question in your exam and you ask your seatmate for answers. It might look like an easy solution, but it will never be right in God’s eyes.

It is one thing to *know* what is right, but it is another thing to *do* what is right. And it takes moral courage to be able to do what is right. Jesus knew in His heart the difference between right and wrong. And based on what He knew, He acted accordingly. Despite His hunger and tiredness, He did not give in to the Devil’s temptations. Instead, He quoted the Scriptures.

Sometimes, we are put in situations where our decision making is tested. The Devil tries his best to trick us. **But as Heroes under the Lordship of Jesus Christ, He calls us to be courageous—to do what is right in His eyes.** He already set the example... it means that no matter how hard it is, it is possible!

Reflection:

Have you ever done something that you knew was wrong, but you still did it? Something like: cheating in class, fighting with your friends, or talking back to your parents. What happened to you after you did it? How did you feel?



WIND UP

(Review)

1. **What did Jesus do while He was in the desert?** (He prayed and fasted.)
2. **Why did the Devil keep on tempting Jesus?** (He wanted Jesus to sin against God.)
3. **How many times was Jesus tempted by the Devil after 40 days?** (Three times)
4. **What did Jesus do each time He was tempted?** (He answered the Devil with the Scriptures, God’s Word.)

5. What sins are you usually tempted to do? Do you think you can use the Scriptures to fight these temptations, just like Jesus did?



WORK UP

(Life Response)

Jesus Christ battled the Devil's temptations by using the Scriptures as His weapon. It just goes to show how powerful God's Word is! Like Jesus, we live in a world where we are constantly being targeted and tempted by the Devil. Remember that it is the Devil's goal to draw us far away from God; he wants us to sin against God. We should learn the battle strategy that Jesus Himself used when He was tempted by the Devil—we must learn how to fight temptation by speaking God's Word. Jesus was able to do so because He grew up reading and studying the Scriptures. He knew it by heart.

During *VBS Shield Squad*, we memorized a Bible verse every day. Who among you still remember those verses? Wait for their responses. Then, ask for volunteers to recite the memory verse for each day in *VBS Shield Squad*. Prepare treats for those who are able to recite all of the VBS memory verses. Tell them that memorizing these Bible verses will help us overcome temptation, just like Jesus did!

End the session with a prayer: **Lord God, we thank You for teaching us the example of Jesus Christ. We pray that You will grant us the courage to do what is right each time we are tempted to do wrong. May we always remember Jesus' example. This we pray, in Jesus' name. Amen.**

OPTIONAL CRAFT: Your Word in My Heart

MATERIALS:

- Construction paper (red, black, and white)
- Stapler
- Red ribbon
- Scotch tape



1. For Mentors and Deputies: To save time, prepare red heart-shaped cutouts, as well as black and white rectangular cutouts.
2. Distribute the cutouts: one heart-shaped cutout, one black rectangular cutout, and three white rectangular cutouts.
3. Write the following sentences on each of the white rectangular cutouts:
 - *Humans cannot live on bread alone.*
 - *Worship the Lord your God and serve Him only!*
 - *Do not put the Lord your God to the test.*
4. Then, write the memory verse along the edge of the heart-shaped cutout. Today's memory verse is: *I have hidden your word in my heart that I might not sin against you.* Psalm 119:11
5. Place the black rectangular cutout in the middle of the heart-shaped cutout. On top of the black cutout, place the three white cutouts in the correct order. Then, have a Deputy staple all these together.
6. Tape the red ribbon at the back of the heart-shaped cutout. Turn the cutout over and pull the red ribbon from behind, placing it in the middle of the heart, making it look like a bookmark.





WRAP UP

(Closing)

I have hidden your word in my heart that I might not sin against you.

Psalm 119:11

Have students memorize this verse. Then close in prayer. Invite them to come back next Sunday!

LESSON 5

HOW DO I TREAT MY SUNDAY SCHOOL CLASSMATES? (LEARNING TO LIVE WITH OTHER BELIEVERS)



BIBLE TEXT:

Luke 10:25-37 (The Good Samaritan)



MEMORY VERSE:

Be completely humble and gentle; be patient, bearing with one another in love.

Ephesians 4:2



MAIN POINT:

God wants us to be respectful, kind, and caring toward our fellow believers, no matter where they come from.



HERO CHARACTERISTIC HIGHLIGHT:

Love



LESSON OBJECTIVES:

In this lesson, the Heroes will

1. tell how the Good Samaritan treated the injured man;
2. share different ways in which they can show their love and care for their classmates in Sunday school;
3. make a promise to respect and care for each other.



WARM UP

(Game)

Helping Relay


PREPARATIONS:

- Chairs, zigzagged across the game center
- Bandages or any type of cloth (five for each group)
- Paper cup with water (one for each group)

Divide the class into two equal groups, depending on the number of your students. Tell each group to pick a player who will assume the role of a beaten man; he/she will lie down on the opposite side of the game center.

Give each group five bandages and a cup of water. Once you say "Go," the groups will one-by-one race with their supplies towards the "beaten" team member. The goal of the game is to put five bandages on the "beaten" team member and give him/her a cup of water, and for the entire team to run back to their starting point. The first team who is able to return to the starting point wins.

Connect the game to today's Bible story: **Are you friends with your teammates? If they were hurt in real life, would you help them like you helped them in today's game?** Wait for their responses. **Sometimes, we only choose the people we want to help, talk to, or be friends with. But there are also times when we are too shy to make friends with them. Today, we will meet someone who went out of his way to help someone who was in a difficult situation.**



WISE UP

(Bible Discovery Time)

PREPARATIONS:

- Bible
- Teaching Picture (Download from our website, print out, and color.)

Jesus liked to teach by using parables. *Parables* are short stories that carry a spiritual or moral lesson. He was widely known for His parables. One day, someone who was an expert in the law stood up and asked Jesus, “Teacher, what must I do to receive eternal life?”

“What is written in the Law?” Jesus answered him, “And how do you understand it?”

The expert in the Law answered Jesus, “Love the Lord your God with all your heart and with all your soul. Love Him with all your strength and your mind. Also, love your neighbor as yourself.”

“That is correct,” Jesus told him, “Now, do that and you will live.” However, the expert in the Law wanted to look even more intelligent. He asked: “Well, who is my neighbor?” So, Jesus answered him with this parable:

A man was going down from Jerusalem and he was traveling towards Jericho. Then, all of a sudden, a group of robbers attacked him, stripping off his clothes, beating him, and leaving him to die on the road.

Unable to stand up on his own, the man surely needed all the help he could get. The first to pass by the man was a priest. He was going in the same direction as the man, but instead of helping, the priest transferred to the other side of the road and kept walking. The second to pass was a Levite. Levites were in charge of serving in the Temple. But the Levite did the same thing as the priest, he transferred to the other side and kept walking.



(Show the Teaching Picture.) The third to pass was a Samaritan. During that time, Jews and Samaritans disliked each other. They did not talk to each other nor did they enter each other’s houses. But when the Samaritan saw the man that was beaten, he felt sorry for him. Instead of passing by on the other side of the road, the Samaritan went to the injured man, poured olive oil and wine on his wounds, and bandaged them. Then, he put the man on his donkey and brought him to an inn. He took care of him.

But not only did the Samaritan help the injured man by treating his wounds and bringing him to a safer place, the Samaritan also paid for everything. He took out two silver coins and gave them to the owner of the inn, saying, “Please take care of him. When I return, I will pay you for any extra expenses you may have.”

Jesus asked the expert in the Law, “So, which of the three do you think was a neighbor to the injured man?”

The expert in the Law then answered Jesus, “The one who felt sorry for him and showed kindness to him.” Then Jesus told him, “Go and do as he did.”


HERO CHARACTERISTIC HIGHLIGHT: Love

The Bible tells us that one of the greatest commandments Jesus left was for us to love our neighbors as ourselves. And that means, we have to love those around us—including our families, our friends, and even our enemies! Just like what the Samaritan man did to the injured man, Jesus wants us to help others, especially those who are in need. Helping others is one of the many ways we can show our love for God and for others.

When we accept the love that Christ has for us, we should pass on that love to other people. So, be a Hero and start loving those who are around you—especially your enemies!

Reflection:

How can you show your love to the people around you? Commit to doing at least one act of love this week. Examples are: praying for your friends, helping your siblings with their homework, assisting your mother in household chores. Also, how can you show kindness to someone that you consider your enemy? Examples are: praying for them, inviting them to Sunday school or church, sharing the Good News about Jesus Christ to them.



WIND UP

(Review)

1. **Where was the injured man headed when he was attacked by robbers?** (He was headed for Jericho.)
2. **What did the priest and the Levite do when they saw the injured man lying down on the street?** (Both of them transferred to the other side of the street and just passed by the injured man.)
3. **Who helped the injured man? How did he help?** (The Samaritan man; he poured olive oil and wine on his wounds and bandaged them, put him on a donkey and brought him to a safe place, and paid for all the expenses at the inn.)
4. **If you were the one who saw the injured man, would you do the same thing as the Samaritan man?**
5. **Can you do to others what the Samaritan did to the injured man? Can you help those who are in need even if they are not part of your circle of friends? On our own, that would be difficult. But with Jesus, it is possible! Would you like to ask Jesus to help you care for others and be kind to them no matter who they are?** You can give the students time to pray individually.



WORK UP

(Life Response)

Jews and Samaritans disliked each other. But despite the injured man being a Jew, the Samaritan man still helped him. He even went the extra mile by paying for all the expenses of the injured man. Like we said earlier, helping others is one act of love. We can say that despite their differences, the Samaritan still cared about the injured man. To love our neighbor is a command that Christ demonstrated Himself. He loved His disciples and His enemies, even the ones who killed Him!

Are you willing to do as the Samaritan and as Jesus did? How can you show your love and care to the people around you—like your Sunday school classmates? Encourage them to give one answer and share their ideas to the class. Ask them follow-up questions like: **Can you give examples of how you can show your love to them? Would you be willing to help them with anything they need? Will you promise to be kind to one another?**

OPTIONAL CRAFT: Helping Hand Group Craft

MATERIALS:

- Colored construction paper
- Scissors
- Colored markers or crayons
- Scotch tape
- Pencils



1. Distribute the colored construction paper and tell the students to trace their hand on the paper using a pencil.
2. Then, tell them to cut the shape that they had just traced. **Note:** Mentors and Deputies, please assist younger Heroes in this step.
3. Once they have their hand-shaped cutouts, tell them to write one way how they are going to show their love to their Sunday school classmates.
4. After they have written their answers down, tell them to tape their hand-shaped cutouts on the designated wall or area. **Note:** Mentors and Deputies, assist them by arranging the hand-shaped cutouts to form one big circle.



WRAP UP

(Closing)

Be completely humble and gentle; be patient, bearing with one another in love.

Ephesians 4:2

Have students memorize this verse. Then close in prayer. Invite them to come back next Sunday!

LESSON 6

WHAT IS THE CHURCH ALL ABOUT? (FUNCTIONING AS PART OF GOD'S FAMILY)



BIBLE TEXT:

Luke 2:40-52 (The Boy Jesus Goes to the Temple)



MEMORY VERSE:

I was glad when they said to me, "Let us go to the LORD's house." Psalm 122:1 GNB



MAIN POINT:

The church is where we gather to study God's Word, pray to Him, worship Him, and share our lives with one another.



HERO CHARACTERISTIC HIGHLIGHT:

Unity



LESSON OBJECTIVES:

In this lesson, the Heroes will

1. explain why Jesus went to the Temple;
2. tell what a church is and what church members are supposed to do;
3. make a decision to attend Sunday service with their Sunday school teacher and classmates.




WARM UP (Game)

Human Knot

Tell the students to form a closed circle while facing each other and holding each other's hands. Once they have formed a big circle, tell them to close their eyes and not open them until you say so. With the help of the Deputies, guide the students to move until they are tangled into a human knot, while still keeping hold of each other's hands. The objective of the game is for the students to work together to disentangle themselves from each other. To make it more challenging, you can also try letting the students finish the game without talking.

After the game, ask them: **Did you have a hard time disentangling yourselves from each other? Without working together as a team, you would not be able to disentangle yourselves from the Human Knot.**



WISE UP (Bible Discovery Time)

PREPARATIONS:

- Bible
- Teaching Picture (Download from our website, print out, and color.)


Every year, Jesus' parents, Joseph and Mary, went to the Temple in Jerusalem to celebrate one of the Jewish festivals which was the Passover Feast. The Temple was where God's people, the Jews, worshiped Him. During this time, Jews from all the nations of the world visited Jerusalem. **Pause and explain to the students that the**

Bible Language

The Passover Feast is a yearly festival celebrated by the Jews. It reminds them of the time when God delivered them from slavery in Egypt.

Temple in Jerusalem is like our church building. It is where we go to study God's Word, pray, spend time with other believers, and worship God.

When Jesus was 12 years old, they went up to celebrate the Passover Feast as usual. But this time, they brought Jesus along. When the feast was over, Jesus' parents left to go back home to Nazareth, not knowing that the boy Jesus stayed behind in Jerusalem. All the while, they thought that He was just somewhere in their group, playing with other kids. They had already been traveling for a day when they realized that He was missing. They looked for Him among their relatives and friends, but the boy Jesus was nowhere to be found.



(Show the Teaching Picture.) After three days of searching, they found Him at the Temple courts. He was sitting among the teachers, listening and asking them questions. Everyone who heard the boy Jesus was amazed at how much He understood, even more so when He gave intelligent answers. When Joseph and Mary saw Him, they were also amazed.

Mary asked Jesus, "Son, why did You do that? Your father and I were so worried about You!"

But Jesus answered her, "I had to be in My Father's house." Jesus was then referring to God the Father. He knew that He is really the Son of God.

After this, Joseph and Mary took Jesus back home to Nazareth. Jesus obeyed His parents in everything. He grew up in Nazareth and became wiser and stronger. The people in Nazareth liked Him, and God was very pleased with Him.

HERO CHARACTERISTIC HIGHLIGHT: Unity


When Jesus' parents found Him, He was sitting among the teachers, listening and asking them questions. Jesus loved being in the Temple because it was His Father's house and because it was where people gathered to worship His Father.

Today, we do not go into the Temple in Jerusalem, but we go to church on Sundays. A church is a gathering of people who believe, love, and follow Jesus. It is where we pray together, read and study God's Word together, share blessings with each other, and worship God. In the First Church which was established in Jerusalem after Jesus went up to heaven, the believers did the same. They were united. They helped each other, especially those who were poor and sick. They shared their blessings with one another. And most importantly, they proclaimed the Good News of Jesus Christ to the people that they met!

As Christ's Heroes, we are called to do the same, too. He wants us to live harmoniously with other believers. He wants us to be at peace with our enemies and make sure our lives point to Jesus.

Reflection:

Do you like attending Sunday school? So far, what do you like about the church and Sunday school?



WIND UP (Review)

- 1. Where did Jesus and His parents go, and what were they celebrating?** (Jesus and His parents went to the Temple in Jerusalem to celebrate the Passover Feast.)
- 2. What did Jesus' parents discover when they were on their way home to Nazareth?** (Jesus was missing!)
- 3. Where did Joseph and Mary find Jesus?** (They found Him in the Temple courts.)

4. **What was Jesus doing when they found Him?** (He was sitting among the teachers, listening and asking them questions.)
5. **Why did Jesus stay in the Temple?** (Because He wanted to be in His Father’s house)



WORK UP

(Life Response)

Based on what we have learned, the Temple in Jerusalem was the place where God’s people, the Jews, worshiped Him. The Temple was where they prayed and listened to God’s Word. In today’s time, where do we gather to pray and listen to God’s Word? Wait for their responses. Yes, we go to church. A lot of people think that the church is the building where they worship, but the Bible tells us that it isn’t just that! The word *church* comes from the Greek word *ekklesia*. It means “assembly” or “a gathering.” So, it means that the church is actually the people who are in it! The church is you, me, and all the other people inside this building!

Who among you have accepted Christ as the Lord and Savior of your lives? Wait for their responses. Did you know that the moment you accept Christ in your heart, you automatically become a part of God’s family? Yes, that’s true. And as part of God’s family, we are called to do what the First Church did (Acts 2:1-14, 42-47)! Like the First Church, we are to regularly meet with other believers. God wants us to worship Him and study His Word together, just like Jesus and the Jewish people did in our Bible story. Also, we are to share our blessings with one another and help each other tell others about Jesus.

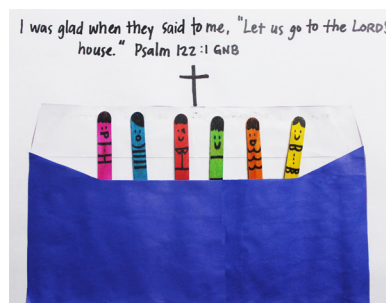
We are not the only people present here in church today, are we? Can anybody tell me who else are here in church? Let the students answer. Correct! There are other people here—grandparents, parents, aunts and uncles, moms and dads, big brothers and sisters—who have come here to worship God, give Him praise, and listen to His Word. Would you like to meet them?

Invite the students to attend your church’s next Sunday service. If the service starts before Sunday school, ask them to come earlier to attend it with you. Also, orient them on how they should behave during congregational worship. Make sure that they understand that they are expected to behave, listen, and participate.

OPTIONAL CRAFT: Envelope Church


MATERIALS:

- Colored construction paper
- Envelopes
- Colored markers
- Glue
- Popsicle sticks



1. Glue the envelope on the colored construction paper with its flap open. This will be the church building. Draw a cross at the top and a door at the bottom of the envelope.
2. Give each student four or five popsicle sticks and tell them to draw faces on them, representing their family or their friends who go with them to church.
3. Afterwards, tuck the popsicle sticks inside the envelope and secure them with glue.

4. Write today's memory verse on the top middle portion of the colored construction paper: *"I was glad when they said to me, 'Let us go to the LORD's house.'" Psalm 122:1 GNB*



WRAP UP

(Closing)

"I was glad when they said to me, 'Let us go to the LORD's house.'" Psalm 122:1 GNB

Have the students memorize the verse. Then close in prayer. Invite them to come back next Sunday!

LESSON 7

WHY DO WE GIVE OFFERINGS? (GIVING FOR GOD)



BIBLE TEXT:

Exodus 35:4-9, 20-29;
36:2-7 (The Israelites, Their
Supplies, and The Holy Tent)



MEMORY VERSE:

God loves a cheerful giver.
2 Corinthians 9:7c



MAIN POINT:

It pleases God when we give
our offerings to help the
church and the needy.



HERO CHARACTERISTIC HIGHLIGHT:

Generosity



LESSON OBJECTIVES:

In this lesson, the Heroes
will

1. tell how the Israelites
gave materials to build
the Holy Tent;
2. explain why they should
give gladly to the Lord;
3. commit to give their
offerings every Sunday.



WARM UP (Game)


Obey the Leader Line Up

Tell the students to form one straight line. To begin the game, assign your Deputy as the Leader whom the students will be following. The objective of the game is for all players to be able to copy whatever action the Leader is doing.

First, the Leader will do an action for five seconds. After five seconds, the player next to the Leader will do this action while the Leader is simultaneously doing a new action. After another five seconds, the Leader will do another new action, while the player next to him copies the action he just finished doing, and a third player does the first action... and so on until the action reaches the last player in line. The player who fails to do the correct actions will be taken out of the game.

After the game, ask them: **Was it hard to follow the actions of the Leader? Who among you enjoyed following even if you looked silly? Who among you got confused with all the actions?**

Today, we will learn about one of the things that God wants us to do, though sometimes, we find it difficult. Today's Heroes will teach us something about this; let's see what we can learn from their lives.



WISE UP (Bible Discovery Time)


PREPARATIONS:

- Bible
- Teaching Picture (Download from our website, print out, and color.)

Long ago, when the Israelites were still traveling toward their own land, and they had no Temple yet, the Lord told Moses, the leader of the Israelites, to build a Holy Tent for Him. He said that the Tent—better known as the Tabernacle—was where His people would worship Him.

So, Moses gathered all the Israelites together. He announced that the Lord had told him to tell them to bring offerings. The offerings were to be used to build the Holy Tent, as well as to create garments for the priests who would serve in the Tent.

When the people learned about what they were allowed to offer, they immediately went home to prepare their offerings for the Holy Tent. Men and women who wanted to give came. They brought decorative pins, earrings, rings, necklaces, and all kinds of gold jewelry and offered them to the Lord. The Israelite leaders brought the most beautiful stones and jewels, like diamonds, rubies, and emeralds! Others brought the finest and most beautiful cloths, such as fine linen, wool, cloth of goat's hair, and fine leather. Some brought silver and bronze, while others brought acacia wood. All of the skilled women brought fine linen, while some brought linen threads they had made with their own hands. Some people brought sweet-smelling spices for incense and olive oil to light up the lamps.



All of the Israelites willingly and gladly offered what they had to the Lord and His Holy Tent. They supplied what the Lord had asked for and commanded.

(Show the Teaching Picture.) Soon, the building of the Holy Tent began. God chose and gave several Israelites the skills and abilities needed to work. These people were carpenters, goldsmiths, silversmiths, artists who knew embroidery and were gifted in sewing! All these men worked willingly and gladly in the building of the Holy Tent.

Many days passed. The people of Israel kept on bringing their offerings for the Holy Tent. No one had to remind them to give. Morning after morning, they kept on giving—willingly and gladly! Moses had a very good problem. The offerings were already exceeding the amount that was needed for the Holy Tent. So, he gave an order to all the Israelites. He told them to stop bringing their offerings for the Holy Tent. What they had was more than enough!

HERO CHARACTERISTIC HIGHLIGHT: **Generosity**

The Heroes in today's lesson carry one characteristic that God wants us to have as well—generosity. The Israelites gave what they had for the building of the Holy Tent. They gave the best that they could—willingly and gladly.

Their generosity has made them Heroes, too. **Heroes would not think twice about whether or not to give an offering to God... they would give generously.** Generosity doesn't just come in the form of giving money. It can be seen when we offer a kind word, a pat on the back, or simply when we give our time to help our churchmates or serve in church!

Just like the Israelites, let's offer to God our money, our time, our talents, our skills, and our praises—the best that we can give and more if we can!

Reflection:

In what ways can you be a generous Hero?



WIND UP

(Review)

1. **Why did Moses ask the Israelites to give their offerings?** (It was for the building of the Holy Tent.)
2. **What was the Holy Tent for?** (It was a sacred place built for God; it was His dwelling place on earth.)
3. **What were the offerings given by the Israelites to the Holy Tent?** (The Israelites gave different kinds of gold jewelry, the most beautiful stones like diamonds, rubies, and emeralds, the most beautiful cloths like fine linen, wool, cloth of goat's hair, and fine leather, and silver and bronze, sweet-smelling spices and olive oil.)
4. **Why did Moses order the Israelites to stop giving?** (Because they had already given more than was needed; the required materials for the Holy Tent had already been met.)
5. **What was the attitude of the Israelites when they were giving their offerings?** (They gave willingly and gladly!)



WORK UP

(Life Response)

The offerings the Israelites gave for the Holy Tent were amazing, weren't they? What was even more amazing was the fact that they gave willingly and gladly. No one in all of Israel had to force them to do so. Can anybody tell me what offerings are? Ask for the students' opinions. Just like in the time of the Israelites, offerings are the money or materials that people give to be used in serving God. The church uses them to help those who are in need, especially those who are sick. They are used to support the pastors and church workers who have dedicated their lives to help us learn God's Word. They are also used to train and support missionaries who travel the world to share the gospel. Our offerings go a long, long way! But remember that they are never to be used for personal reasons, but should always be for the benefit of the church.

Everything that we have comes from God. So, in response to the provision and generosity God continuously showers us with, we are to give back to Him a portion from all His blessings. We are to give our offerings willingly and gladly, too! The Bible tells us that *"God loves a cheerful giver"* (2 Corinthians 9:7c). When we give with willing and glad hearts, God is greatly pleased!

As children, you do not earn your own money yet. So, do you have any idea how you can give offerings to God? Let the students think of different ways. You can suggest that they set aside a small amount from their weekly allowance so they could give it as an offering. You can also tell them to save a portion of the money they receive during special occasions, like their birthdays or during Christmas. Tell them that God understands their situation because some might not have any money. Tell them that more than He cares about our money, God cares about our hearts. So, who among you will commit to give your offerings every Sunday from now on? Let the students raise their hands if they are willing to commit.

OPTIONAL CRAFT: Money Pouch

MATERIALS:

- Colored felt paper (precut into a square; an alternative could be colored construction paper)
- Colored markers
- Stapler

1. Take the bottom corner of the square and fold it upward, leaving an inch for the flap.
2. Staple the sides together.
3. Distribute the colored markers and let the students decorate their money pouches.



WRAP UP (Closing)

God loves a cheerful giver.

2 Corinthians 9:7c

Have students memorize this verse. Then close in prayer. Invite them to come back next Sunday!

LESSON 8

HOW CAN I HELP OTHERS BELIEVE IN JESUS? (SHARING YOUR FAITH)



BIBLE TEXT:

Acts 10 (Peter and Cornelius)



MEMORY VERSE:

Go and make disciples of all nations. Matthew 28:19a



MAIN POINT:

We can help others become followers of Jesus by sharing Bible stories and inviting them to church.



HERO CHARACTERISTIC HIGHLIGHT:
Obedience



LESSON OBJECTIVES:

In this lesson, the Heroes will

1. tell how Cornelius came to know the Lord Jesus Christ;
2. show willingness to obey Jesus' command to share the Good News;
3. practice sharing the Good News.



WARM UP (Game)

The Sorting Activity

Gather the students together, forming a circle. Tell them that when you call out a category that describes them, they are to stand in the middle of the circle. Then let them return to their places before you call out the next category. Here are some category examples:

- All children wearing sandals
- All children wearing a skirt
- All children with brown eyes
- All children with black hair
- All children wearing socks
- All children whose favorite color is green
- All children who have sisters
- All children who have brothers
- All children whose pet is a dog
- All children whose pet is a cat

After the game, tell them: **There was a time when some people thought that God's love was only for certain people—the Jews. After all, they were God's chosen people. But the Good News about Jesus Christ is for everybody! Today, we will be learning about a man who was not a Jew but who sought God. Let's find out if this man found whom he was looking for and how.**



WISE UP

(Bible Discovery Time)

PREPARATIONS:

- Bible
- Teaching Picture (Download from our website, print out, and color.)

There was once a man named Cornelius. He was a centurion living in Caesarea. A *centurion* is a commander of a hundred soldiers in the Roman army. Even if they were not Jews, he and his family were faithful worshippers of God. He prayed to God. He gave freely to those who were in need.

One day, at three o'clock in the afternoon, Cornelius had a vision. He clearly saw an angel of God. The angel came and called him, "Cornelius!" Afraid and surprised, he answered, "What is it, Lord?"

Then the angel told him, "Your prayers and gifts to people are like an offering to God. Because of these, He has remembered you. So, send men to Joppa. Look for a man named Peter and bring him here."

Immediately, Cornelius called for two of his servants and one of his soldiers. He told them everything the angel of God had told him and sent them to Joppa to get Peter.



(Show the Teaching Picture.) The next day, as the men approached Joppa, Peter went up to the rooftop of the house where he was staying to pray. He grew hungry and wanted something to eat. While he was waiting for his meal to be prepared, he had a vision. He saw heaven opening up and what seemed like a large sheet coming down, carrying four-footed animals of different kinds, as well as reptiles and birds.

A voice suddenly called out to him and said, "Get up, Peter! Kill and eat."

To which Peter answered, "No, Lord! I don't want to, I'm a Jew. I have never eaten anything that is not clean." Then the voice spoke to him again, "Do not consider anything unclean that God has declared clean."

While Peter was wondering what God's vision meant, the Holy Spirit spoke to him. The Holy Spirit said, "Peter, three men are looking for you. Get up and go downstairs. Go with them for I have sent them to get you."

Peter obeyed the Holy Spirit and greeted the men. "I'm the one you're looking for," Peter told the men. "Why have you come to Joppa?" The men answered him, "Cornelius sent us to bring you to Caesarea. He is a good man who worships God. An angel told him to invite you to come to his house."

When Peter and the men arrived at Caesarea, Cornelius was very excited to meet him. At his house in Caesarea, Cornelius gathered all his family and relatives to listen to what God commanded Peter to say. When Cornelius saw Peter, he fell at the feet of Peter! So, Peter told him, "Stand up. I am only a man myself."

A large group of people was waiting for Peter to arrive. During their time, Jews were not allowed to talk to Gentiles, much less enter Gentiles' houses! But nothing can stop the Good News of Jesus Christ from being shared. So, Peter entered the house and proclaimed the Good News of Jesus Christ and how the

Bible Language

A *vision* is a dream that comes from God. People who receive visions are usually awake.

God gave visions to people to show them what He was going to do next or that He was going to reveal something.

Bible Language

The word *Gentile* refers to any person from any country in the world who is not a Jew.

Gentiles could follow Him. With excitement, everybody listened to Peter. In the end, they all believed in Jesus Christ!

As they were listening to the Good News, the Holy Spirit came down upon everyone who heard it. They began to speak in different languages and they began to praise God! Cornelius and all the Gentiles who were there were baptized with water. Then, they asked Peter to stay with them for a few more days.

HERO CHARACTERISTIC HIGHLIGHT: **Obedience**

It's hard to pursue obedience especially when we do not understand the situation. When Peter was given the vision of the large white sheet carrying the animals and was commanded to eat what Jews considered an "impure" animal, Peter was surely surprised and confused. But despite the situation that he was in, he still followed what God had told him to do.

Heroes are obedient people. They always follow what God tells them to do and they stick to telling the truth no matter what. We're human! We do not always enjoy it when people boss us around, tell us what to do, or worse, restrict us from doing the things that we want to do. But God calls us to be obedient to our parents, our teachers, and other authorities—just like Peter who was called to proclaim the Good News to the Gentiles.

Peter is one of the Heroes that we can look up to each time we struggle to obey what we are being told to do. Sharing our faith might be one of the tasks that we find hard to do especially when our friends are not interested in listening to God's Word, right? But because we are commanded to share the Good News of Jesus Christ to other people, we must face the mission with our game faces on, without complaining or asking why—just like Peter!

Reflection:

How can you show your obedience to your parents? To your older siblings or your teachers?



1. **Who was Cornelius?** (He was a centurion who worshiped God faithfully.)
2. **What did the angel of God tell Cornelius to do?** (He told Cornelius that God heard his prayers and saw how he treated the poor, which is why God remembered him. He told Cornelius to send his men to Joppa to get Peter and bring him to Caesarea.)
3. **What was in Peter's vision?** (Peter saw in his vision the heavens open up and a large white sheet coming down with animals on it. A voice told him to kill and eat. Peter protested, saying that he was a Jew and did not eat anything impure. But the voice told him not to consider anything impure when God had already declared it clean.)
4. **What did Peter do when he arrived at Caesarea?** (He was met by Cornelius, along with Cornelius's family and relatives. Peter, despite being a Jew, proclaimed the Good News of Jesus Christ to them.)
5. **What happened when Peter proclaimed the Good News to the Gentiles?** (The Gentiles believed in Jesus and the Holy Spirit came upon them. Then they began to speak in different languages and began to praise God! They were all baptized with water.)



WORK UP

(Life Response)

When you learn about something amazing or cool, what do you usually do or say? Let the students answer. Give them clues like: share the news to their friends or tell it to their parents. **When we learn about something amazing or cool, we usually tell it to other people, right? Especially to our family and our friends! Peter lived his life sharing the Good News of Jesus Christ to all the people he met. It didn't matter if they were Jews or Gentiles, he obeyed the commandment of Jesus Christ to go spread the gospel to the world. Who among you have tried to share the Good News of Jesus Christ to their families and friends? Ask for a raise of hands and thank those who respond. Like Peter, we are also called by God to share His Good News to other people.**

If you do not know how to share the Good News to your family and friends, here are some ways:

1. Introduce them to your favorite heroes from all the Sunday school lessons we've discussed and tell them the great things God has done through these people.
2. Share the message of the Good News to them by practicing the gospel-sharing tools you've learned in *VBS Shield Squad*.
3. Recite to them your favorite Bible verse and tell them why it is your favorite.
4. Share to them the crafts we've made.
5. Show them through your words and your actions that you are a follower of Jesus Christ and that you are a Hero in the making!

Tell the students, **As Heroes of the Lord Jesus Christ, the spreading of the Good News is part of our responsibility, too! Now, who among you are willing to obey Jesus' command to tell others the Good News?** Ask for a show of hands. You can close this session with a prayer by thanking God and asking for His guidance for those who raised their hands as they begin to share the Good News to their families and friends.

Mentors, you can also tell your students that they can bring their family and friends along with them to Sunday school and church so that they, too, would be able to experience fellowship with believers in Jesus, listen to God's Word, and meet Jesus Christ and know who He is!

OPTIONAL CRAFT: Colorful Light Ray Cross

MATERIALS:

- White bond paper
- Cardboard cut in the shape of a cross
- Crayons or oil pastel

1. Color the edges of the cardboard cross with different colors.
2. Place the cross on top of the white bond paper. Use one finger to rub the oil pastel (or crayon) off the cross and onto the white bond paper, creating colorful rays.
3. Remove the cross from the white bond paper to reveal the beautiful outline you had just made!






WRAP UP

(Closing)


Go and make disciples of all nations.
Matthew 28:19a

Close in prayer. Invite them to come back next Sunday!


Origami Blinking Eye Craft



1. Start with a square sheet of paper, positioned like a diamond.




2. Fold the top corner to the bottom; crease then unfold. Fold the left corner to the right, then crease. Unfold.




3. Fold the top and bottom corners to the center. Crease.




4. Again, fold the top and bottom edges to the center. Crease.




5. Unfold everything.



6. Fold the top and bottom corners in at the first crease.





7. Fold the top and bottom edges in at the next crease.




8. Draw in the eyeball.




9. Fold the top and bottom edges to the center.




10. Turn the paper over. Fold the left and right sides to the center. Crease.





11. Fold down the top left corner from the middle. Crease then unfold. Do the same for the right side.



12. Repeat Step 11 with the bottom left and right corners.



13. With your index finger and thumb, hold the top and bottom corners together. Do this for both sides.



14. Turn the figure over and hold both sides. Pull apart and then push inward to make the eye blink.